

AUTOMATIC TAPPING solutions positioned

in-line with the press or off-line

ALL PRONIC EQUIPMENT FOR THE TAPPING OF OIL FILTER FLANGES IS DESIGNED AND **CUSTOM-MADE**



Thanks to our history of tapping in the die, PRONIC has been able to develop automatic off-line tapping machines as well.

These machines, located near the discharge of the stamping press, can be designed with multiple tapping-lines. By tapping multiple parts at the same time, the tapping output can be made to match the faster speed of the press.


In fact, the tapping machine can be supplied

- by a conveyor belt connecting the press to the machine,
- or by an automated system designed to reintroduce and distribute stamped parts that have been stored from previous production runs.

The parts can then be separated over several tapping lines to tap multiple parts simultaneously.

Each tapping line station can be equipped with proprietary PRONIC technologies of: tap control by cartridge, micro-pump tap lubrication - externally as well as through the tap-tool, and automatic homing systems to guarantee the starting position and presence of the tap through each part, etc. Tapped parts are automatically sorted as good or bad and exit the machine into the appropriate parts bin.

FEATURES:



BENEFITS:


- **Tapping does not limit** the speed of the press or of production
- **Tapping is maintained at the optimal speed** for tap-size and press-speed.
- **Custom-made solution.** Wide variety of functions available such as auto tool set-up, thru-the-tap lubrication, torque control, etc.
- **Multiple piece-references can be tapped** with quick and minor tool change-overs.
- **Operational reliability:** Appropriate sensors ensure long-term, reliable production.

AUTOMATIC TAPPING MACHINE [ATM]

Tap sizes from	M14 to 2"
Number of tapping stations	1 to 5*
In-line or stand-alone machine	●
Custom-made design	●
With turntable or on rail	●
Manual or automatic loading (robot, unscrambler, ...)	●
Automatic sorting with discharge to acceptable or reject part-bins.	●

* can be even more - contact us for more information

CUSTOM FEATURES



Auto set-up: Automatic spindle adjustment to home each tool.



Tap detection (guaranteeing 100% tapped holes)



Robot loading from bulk containers.


OTHER TYPES OF MACHINES

Machine with manual loading onto a turntable with the potential of tapping as many as 30 different parts [part references].




In-line machine for electrical connector-type parts.

OPTIONS :



Cutting tool.



Pneumatic feed.