

## **PRONIC IN-DIE INSERTION** **SOLUTION** designed to **INCREASE** **your productivity**



Based on its experience of in-die solutions, **PRONIC** has developed a complete system for in-die components **BUSHINGS** insertion.

A cart connected with the press is feeding the insertion head through vibrating bowls and blowpipe.

The insertion heads down to top are solid mounted on the lower shoe, therefore no shock is applied on the different parts involved. The design of the insertion stations in the die is very easy and fast.

Being independent from the kinematics of the die, **each inserting head can be shared from die to die.**




The installation is done in a few minutes with the quick installation kit and the quick supplied connections for electrical, pneumatic and component.

Several references and dimensions of components can be inserted simultaneously with a speed up to 50 parts per minute per head.

PRONIC guarantees 100% well inserted components with its dedicated sensor system.

### ADVANTAGES:

- **Safe operation:** Multiple sensors are monitoring the insertion process in the Head and the trolley
- **Quick Installation kit:** Fast and easy to install, without need for specific tool
- **Reduced investments:** Same insertion head could be shared between several tools
- **Secured process:** detection of the presence of component and quality of insertion with dedicated DETEC system



	INSERTION HEAD From bottom to top	INSERTION HEAD From top to bottom	DISTRIBUTION KART
--	--------------------------------------	--------------------------------------	----------------------

Number of bowls	-	-	1 or 2
Quick connections	●	●	●
Quick installation kit	●	●	-
Insertion direction	↑	↓	-
Kinematics of the die	Fixed	Mobile	-
Reutilization for several diess	●	●	●
Dimensions (L x w x h)	425 x 95 x 207 mm	375 x 146 x 35 mm	755 x 1393 x 1683 mm or 1446 x 1393 x 1683 mm
Feeding by blowpipe	●	●	●
MHI with color touchscreen	-	-	●
Safe operations by sensors	●	●	●
Number of exits from trolley	-	-	1 to 4
Trolley painted in you color	-	-	○
Insertion bushing detection system	○	○	-

● Serie ○ Option - Not available

## CHARACTERISTICS :

Bushing diameter	Ø8 to Ø22mm
Head width ↑	95mm
Head height ↓	35mm
Rate	> 50 bushings/min per head
Industrial quick coupling on every connexion	
Reusing heads and trolley	

## STRENGTHS:

